

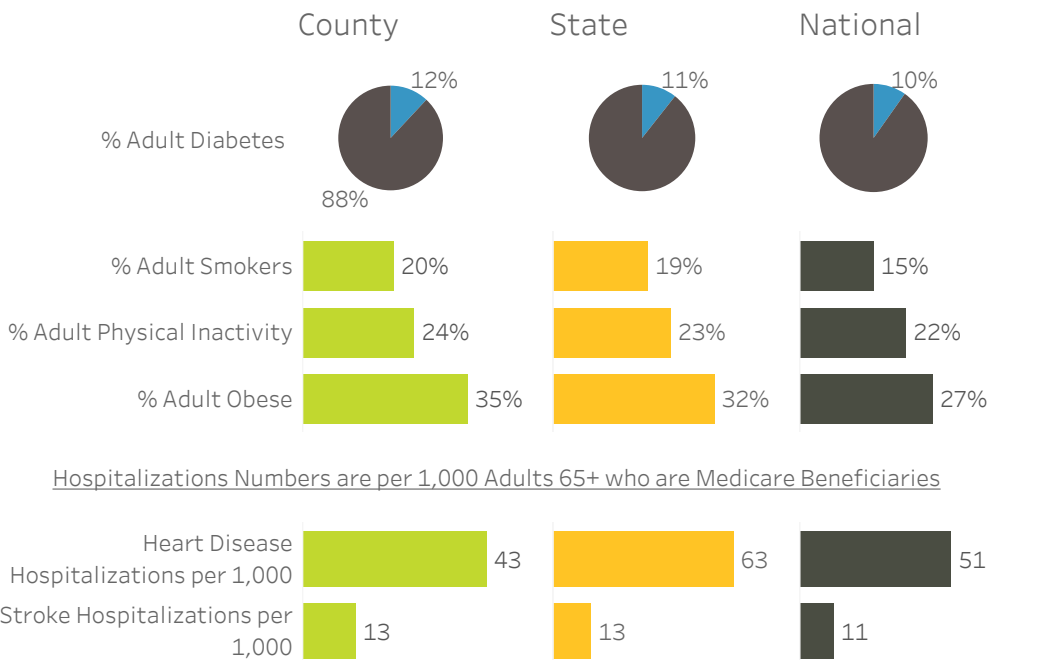
United Way of the Lakeshore, MI



Health Indicators



Heart Disease, Diabetes, & Contributing Factors



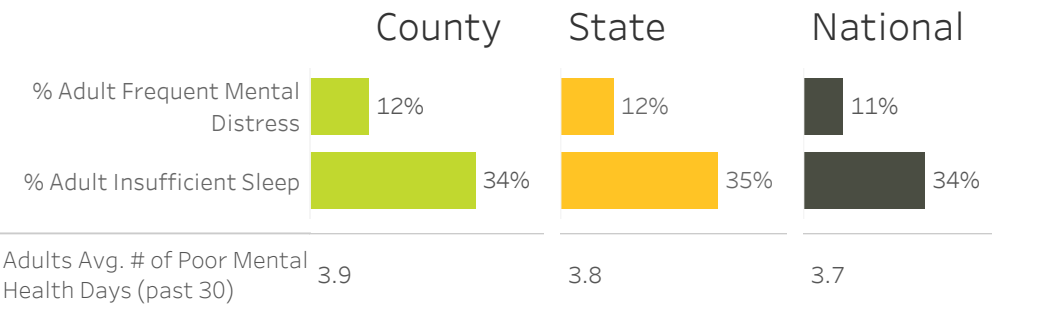
Local FamilyWise Impact in Heart Disease & Diabetes

# of People Helped	2,222
Average Savings %	47%
Total Savings \$	\$306,137

State Level Data

% High School Obese	14%
% Adult Hypertension	33%

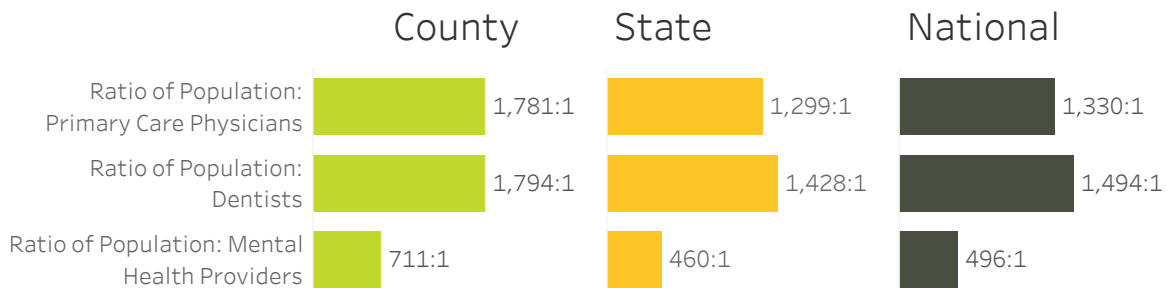
Mental Health



Local FamilyWise Impact in Mental Health

# of People Helped	3,318
Average Savings %	52%
Total Savings \$	\$439,021

Access to Healthcare



Hospitalizations, hypertension, and high school obesity data from CDC.gov (downloaded March 2017)
 FamilyWise data is for years 2013-2016
 Weighted averages of all measures and remaining data is based on the County Health Rankings (2017 release)

United Way of the Lakeshore, MI



Health Indicators



About Your United Way Service Area

Population Stats

# Uninsured Adults	14,123
% Uninsured Adults	7%
% Population 18+	76%
Total Population Estimate	258,267

Local FamilyWize Total Impact

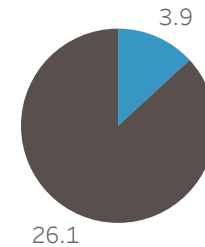
# of People Helped	13,083
Total Savings \$	\$1,410,405
Average Savings %	48%

Additional Health Indicators

County

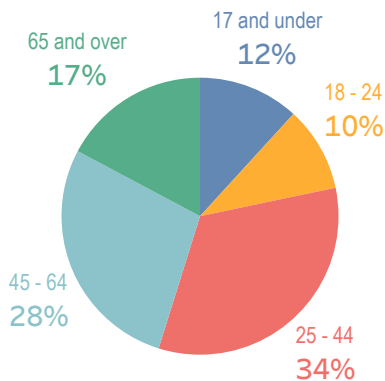
% Adult Poor Fair Health	15%
% Population Food Insecure	15%

Avg. # of Poor Physical Health Days (past 30)

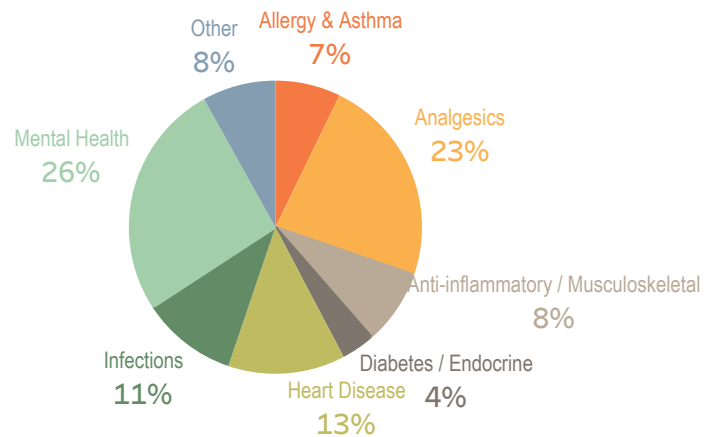


Local FamilyWize Impact Summary for Your United Way Service Area

% of People by Age Group



% of Prescriptions by Therapy Area



Uninsured data from Enroll America (2016 estimates)

FamilyWize data is for years 2013-2016

Weighted averages of all measures and remaining data is based on the County Health Rankings (2017 release)